

Comic Stripping


When you create a comic strip, one character will be your main “actor.” Consider the following information as you create your cast of characters.

Cast of Characters

- Main hero/heroine
- Side kick – needed for conversation and reaction; may be opposite of main character
- Antagonist – bad guy, trouble maker, misfit; conflict character


Storylines

- Stories are all about conflict (graphic novels)
- Each character should be created with different poses and expressions
- Give each character a personality flaw
- Give each character strong opinions (who one with a wishy-washy trait)
- Use twists and turns in the “plot”
- Consider the framing of your character
 - Close-ups
 - “camera” angles
 - Character placement
- Use clean (and simple) lettering




SKYLER

Skyler is a young eagle with asperger syndrome. He is often seen with his cousin, Alar.



Characteristics

- normal intelligence and language skills
- lacks some social and communication skills
 - no or little direct eye contact
 - apparent disinterest in new tasks
 - non emotional
- likes sameness, dislikes changes
- preoccupied with weather elements
- has challenges with “body space”, tends to crowd others
- sensitive to sounds, smells, tastes, & sites
- loves soft clothing
- very musical
- called the “the professor” by classmates
- often preoccupied with moving parts of an object
- slightly awkward physically



You will find it helpful to create a statistics card (or page) for each character.

BALLOONS AND ONOMATOPOEIAS

